



VP HybridCAD®

RASTER & VECTOR UNITED



VP studio®

High-End HybridCAD

- Black&White and Color
- Full Hybrid Editing
- Auto-Vectorization
- Custom Commands/Scripts



VP studio® mono

High-End on Monochrome

- Black&White
- Full Hybrid Editing
- Auto-Vectorization
- Custom Commands/Scripts



VP raster®

100% Hybrid Power

- Black&White and Color
- Full Hybrid Editing
- Direct LF Scanner Support
- Custom Commands/Scripts



VP raster® edit

Entry Level HybridCAD

- Black&White and Color
- Basic Hybrid Editing
- Automatic Clean-Up



VP lite®

Strong on Small Formats

- Black & White
- Auto-Vectorization up to A2 (C Size)
- Advanced Correction Tools

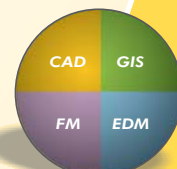
- Elegant scan drawing processing
- Direct CAD editing on scans
- Automatic vectorization
- AutoCAD and stand alone operation
- Five tailored products to choose from

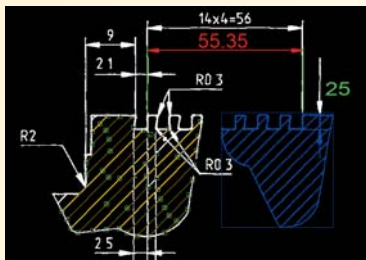

VPHybridCAD® Productivity with ease

It's that easy and efficient to employ digital processing and editing on your scanned drawings: with only a few clicks of your mouse VPHybridCAD will do the job.

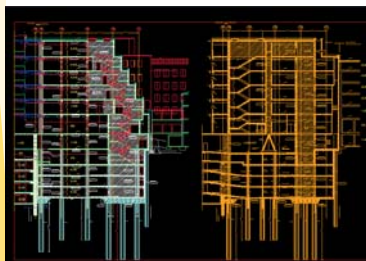
VPHybridCAD enables you to make quick changes, corrections, or conversions on technical drawings, plans, drafts, and sketches. No matter what the original paper size of your documents is. And, finally, you will be able to exploit the true value of your drawing archive or of legacy drawings from other sources while increasing your organization's productivity with ease.

You are well aware of the high expenditures for redrawing your legacy drawings? This is why thousands of designers and drafting specialists in design, construction or technical documentation rely on VPHybridCAD in a vast number of application fields.





Edit Raster like CAD: Stunning



CAD to TIF: No Losses



Scan, Edit, and Clean-Up: Within Minutes

VPHybridCAD Makes Paper Content Smart

With stunning tools and functions VPHybridCAD software not only improves the quality of your scans, but it also provides a direct and intelligent access to control the content of your scanned drawings. To suit your needs best, the VPHybridCAD group of products offers five different and specialized solutions. You can choose from the entry level VPraster edit up to the all-inclusive hybrid and conversion suite VPstudio. Your requirements will determine the choice:

- You mainly want to process black&white drawings - or colored documents, too?
- You are looking for accurate tools designed for quick revisions or corrections on scan drawings which are truly easy to use?
- You need to delete certain details, then conveniently modify or replace elements, dimensions, or text?
- You are planning to use reliable and fast conversion of your drawings into CAD format?
- You wish to store your CAD drawings in TIF or PDF files - with no loss of information?

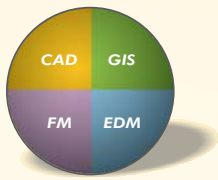
VPHybridCAD always provides a professional and efficient solution for these needs and many more.

VPHybridCAD's stunning "hybrid" technology allows you to carry out changes or subsequent design work in drawing scans directly and accurately. With a mouse click even geometric details such as lines, circles, arcs, and text become instantly available with CAD-like precision.



VPHybridCAD is designed for drawing scans from various application fields:

- Mechanical Construction
- Plant Engineering
- Building Construction
- Civil Engineering, Facility Management
- Power, Water, Gas Supplies
- Infrastructure Planning

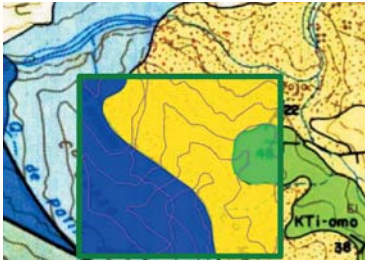


VP HybridCAD

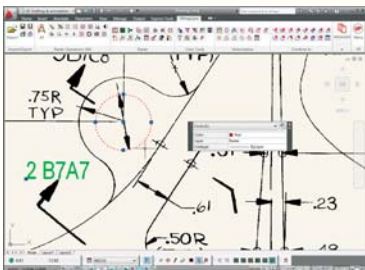
RASTER & VECTOR UNITED



Vectorization: Fast and Accurate



Black&White or Color: High Flexibility



Features and Functions: Unbeatable

"RASTER AND VECTOR UNITED!"

In a unique manner VPHybridCAD software combines advanced functionality of two different user worlds: CAD and image processing, vector and raster. Operations formerly to be applied only by using various single software programs have been integrated seamlessly in VPHybridCAD. This superior technology offers new application possibilities that allow you to save effort and time. Take full advantage of the information contained in your scanned drawings and other similar documents. Whether you work in "hybrid" mode to directly edit, change and enhance geometric details, or by converting entire documents using powerful automatic vectorization. Plus, you can use VPHybridCAD in network or in single mode, inside AutoCAD or "stand-alone".

Expanding AutoCAD with RasterDWG


VPHybridCAD products provide a seamlessly integrated operation with AutoCAD. AutoCAD users can utilize familiar commands to access both raster and vector data simultaneously, thus overcoming previous slower methods.

The entirely compatible RasterDWG format expands AutoCAD's standard DWG to a universal hybrid data format. The raster data is combined with the AutoCAD vector data and saved to a single DWG hybrid file. This helpful option eliminates broken image file links often associated with AutoCAD drawings and belonging image data. RasterDWG guarantees safe sharing of hybrid drawings internally, among collaboration partners, in a network environment, or across the Internet.

Free Additional Value

For all VPHybridCAD products you can make your choice whether you want to run them inside your AutoCAD system or if you prefer stand-alone Windows operation. There are no extra costs - full network support included!

■ Free trial software, fully functional: www.softelec.com





Specifications

All Products operate inside AutoCAD® and stand-alone on Windows®

VPiLite
VPstudio mono
VPraester edit
VPraester
VPstudio

Raster Format Size	VPiLite	VPstudio mono	VPraester edit	VPraester	VPstudio
Up to DIN A2 ("C") @ 300 DPI, 16,000 x 16,000 Pixels, Max. Total: 36 Million Pixels	■				
Unlimited		■	■	■	■
General Features Available with All Products					
TWAIN Support for Generic Scanners (Direct Large Format Scanner Interface see below)	■	■	■	■	■
Extensive Hybrid Editing and Plotting (Raster and Vector)	■	■	■	■	■
Automatic Raster Cleanup (B/W and Color)	■	■	■	■	■
Full Set of CAD Drawing Functions	■	■	■	■	■
Intelligent Object Snap (Raster and Vector)	■	■	■	■	■
Multipage File Support ²	■	■	■	■	■
Enhanced Hybrid Editing					
Extended Raster Selection	■	■		■	■
Raster Symbol Search		■		■	■
Text Editing (Raster and Vector)	■	■		■	■
Combine/Clean/Trim Functions for Entities (Raster and Vector)	■	■		■	■
Raster Morphology: Thicken/Thin Lines, Open/Close Areas (B&W and Color)		■		■	■
Rubber Sheeting: Multi-Point, 4-Point	■	■		■	■
Extensive Split, Merge Functions		■		■	■
Blocks with Attributes (Raster/Vector/Hybrid)	■	■		■	■
Raster Table Recognition (B/W and Color)		■		■	■
Dimensioning (Raster and Vector)		■		■	■
Color and Gray Scale Management					
Automatic Color Cleanup				■	■
Palette Transformation, Color Separation, Binarization				■	■
Automatic/Interactive Color Reduction				■	■
Automatic Raster-to-Vector Conversion					
Centerline, Outline (Contour), Mixed Vectorization, Vectorization Wizard for Easy Settings	■	■			■
Recognition of CAD Entities, Hatches, Text (OCR)	■	■			■
Entity/Line Type/Line Width Classification (Layering)	■	■			■
Symbol Recognition (Quick Mode and Advanced Mode)	■	■			■
Interactive Tracing/Line Following					
CAD Entity Tracing	■	■		■	■
Contour Lines/Polylines Tracing	■	■		■	■
Special Features					
Direct Large Format Scanner Interface (Colortrac, Contex, GTCO, Océ, Vidar, Xerox)		■		■	■
Rasterizing (DXF to TIF, DWG to TIF, etc.)	■	■		■	■
Customizable User Commands		■		■	■
Customizable Document Stamp		■		■	■
Annotations and Mark-Ups (Redlining) ²		■		■	■
Symbol Library Manager	■	■		■	■
Batch Processing		■		■	■
Extensive Multipage TIF Management ²		■		■	■
CAD Symbol Recognition and Block Exchange in DXF, DWG Drawings		■		■	■
Import Formats¹					
Raster: TIF (Uncompressed, Group 3, Group 4, LZW, Packbits), CALS Group 4, PDF, Intergraph (CRL, RLE, CIT), EDMICS, GTX Raster, RLC, PCX, BMP, JPG, GIF	■	■	■	■	■
Vector: DXF, DWG, DGN, HPGL/2	■	■	■	■	■
Hybrid (Raster and Vector): RVD, VCF, PDF (with restrictions), CGM, DWG/RasterDWG®	■	■	■	■	■
Export Formats¹					
Raster: TIF (Uncompressed, Group 3, Group 4, LZW, Packbits), PDF, PDF/A, NIF, CALS Group 4, RLC, Intergraph (CRL, RLE, CIT), EDMICS, PCX, BMP, JPG, GIF	■	■	■	■	■
Vector ³ : DXF, DWG, IGES, DGN	■	■	■	■	■
Hybrid ³ (Raster and Vector): RVD, DWG/RasterDWG®, CGM, PDF, PDF/A, SVG	■	■	■	■	■
Operating System Environment¹					
Windows XP, Vista, 7, 8, 10: stand alone 32bit/64bit	■	■	■	■	■
Integrated AutoCAD application for AutoCAD 2010 - 2018; AutoCAD 2010 - 2018: 64bit	■	■	■	■	■
"Floating license" network operation	■	■	■	■	■

¹ for details and updated list visit: www.softelec.com

² not supported with AutoCAD

³ inside AutoCAD: limited to available formats of applied AutoCAD version

